

START DATE

END DATE

STUDENT NAME



UNIT OF STUDY

4

VOCABULARY

STANDARD OF EXCELLENCE, BOOK 1:

PAGE 10

TERM	SYMBOL	DEFINITION
2/4 Time Signature		
Tie		

ONGOING SKILLS

NOTES

- * Play all of the correct notes
- * Apply key signature correctly

RHYTHM

- * Play all of the correct rhythms;
- * Count and clap aloud while tapping your foot

PERCUSSION ONLY

- * Grip mallets & sticks correctly
- * Play with even stick height
- * Play w/correct wrist movement

POSTURE

- * Feet flat on floor
- * Back straight
- * Hold instrument at the correct angle

ARTICULATION

- * Tongue correctly
- * Slur as marked

BOOK SONGS & PLAYING EXAM

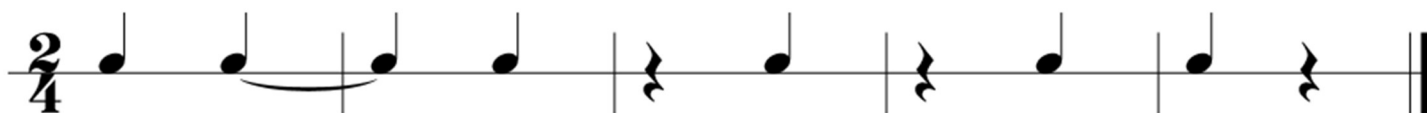
DIRECTIONS: Play the following songs for your teacher and check off the songs you have mastered. You will be asked to perform one of these songs as a playing exam with SmartMusic. Earn a score of 70% or better and you will pass this Unit of Study!

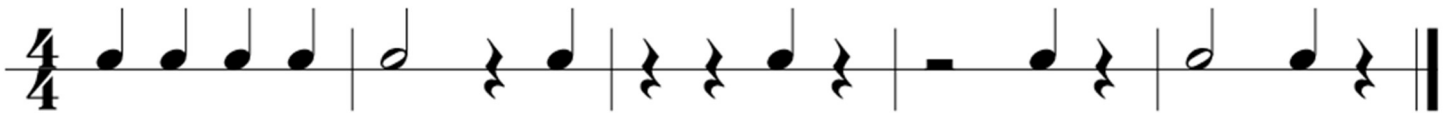
- 30 Warm-Up
- 31 Tied and True
- 32 Jolly Old St. Nicholas (DUET)
- 33 Amigos
- 34 Farm Out
- 35 [Green Line] Private Lesson

EXTRA CREDIT

7 pts.

DIRECTIONS: Write in the counting for the example below in 2/4 Time.





RHYTHM COUNTING

DIRECTIONS:

- ✓ Use the number system 1 2 3 4 to write in the counting for the rhythms above.
- ✓ Use parenthesis to show where you are not clapping, but still counting.

For example:



1 2 (3) 4

- ✓ Say and clap the entire rhythm line with at least 70% accuracy.
- ✓ Reinforce your skills by playing these rhythms on your instrument using “Concert Bb” or any note you like.

MAJOR SCALES & mini scales

Do Re Mi Fa Sol La Ti Do

GRADING

_____	/4	VOCABULARY
_____	/6	BOOK SONGS
_____	/28	PLAYING EXAM
_____	/11	MAJOR SCALES & mini scales [Percussion: Rudiments]
_____	/37	RHYTHM COUNTING
+ _____	/7	EXTRA CREDIT
_____	/86	OVERALL GRADE